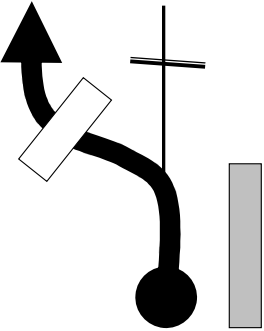
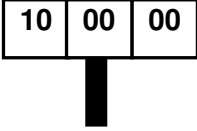
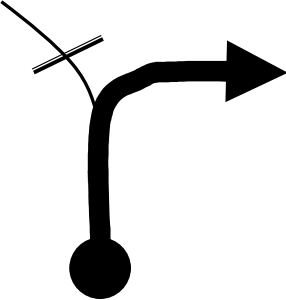

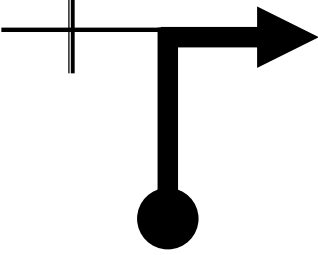

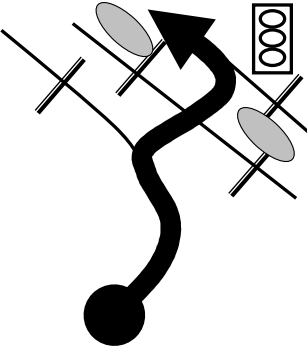
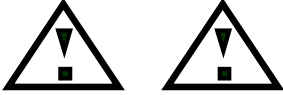
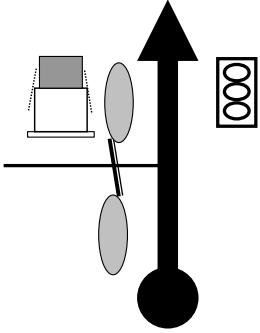


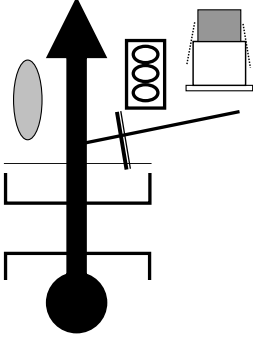

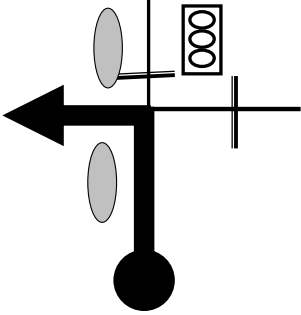

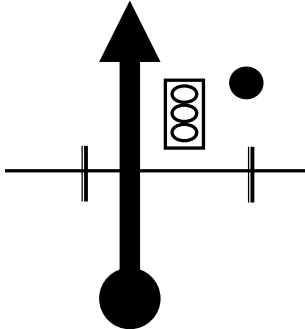

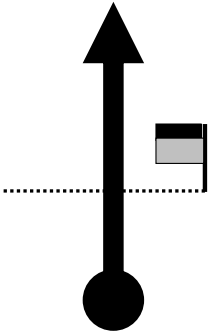
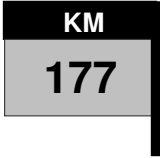
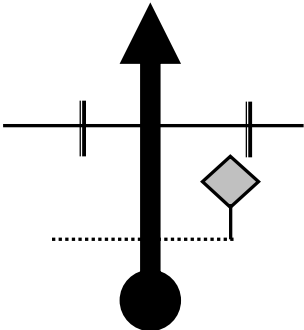


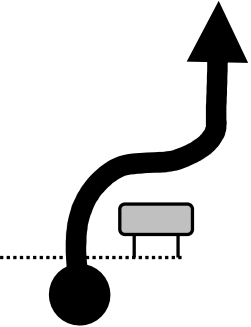


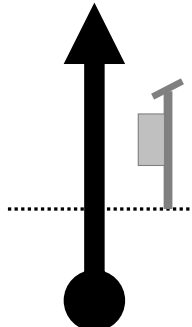
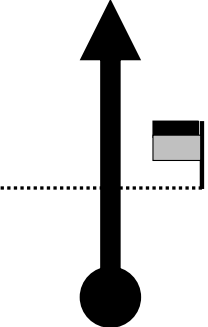
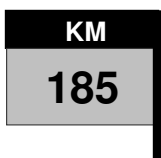
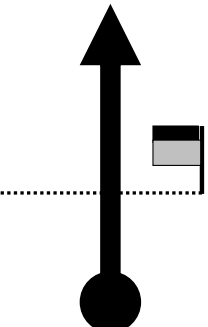
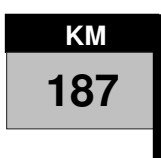
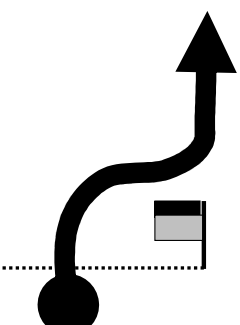
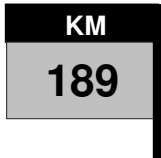

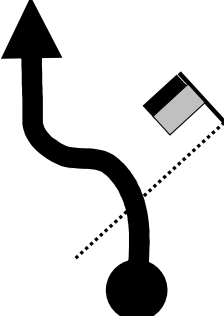
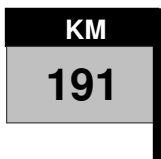
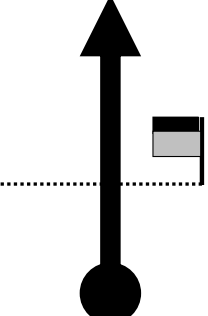
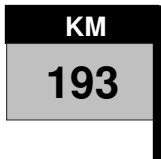
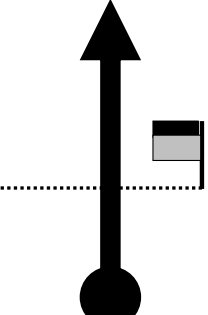
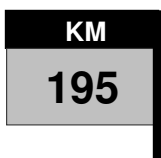
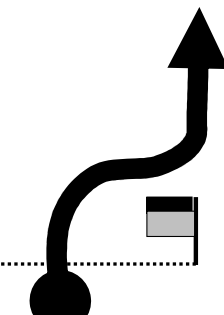
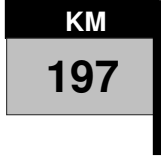
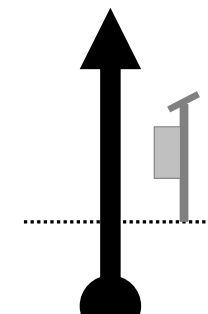
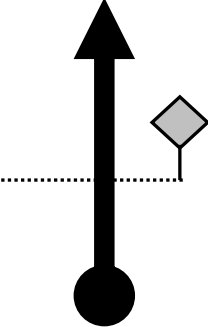

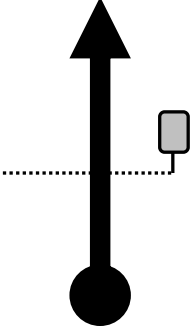

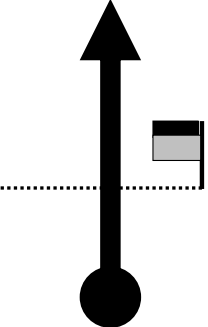
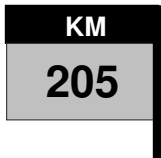
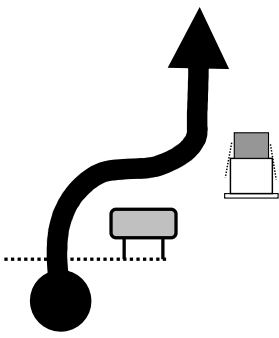



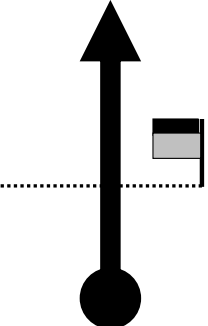
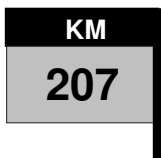


Sector Clasificadorio Nro: CONTROL ODOMETRO					ETAPA N°
Km Totales del Sector :					1B
Vel.	Dist. Total	Dist. Parcial	Direccion y Ubicacion de la Referencia	Referencia / Informacion	Hora de Carrera HH:MM:SS.CC
40	0.000	0.000		 LARGADA AUTODROMO ARRECIFES SALIR POR CALLE DE RIPIO	00:00:00.00
40	0.170	0.170		 SEGUIR POR CALLE DE RIPIO	00:00:xx.xx
40	0.300	0.130		 TOMAR POR ASAFALTO RUTA 191	00:00:xx.xx
40	1.300	1.000		 PRECAUCION TOMAR RUTA 51 EN DIRECCIONA RUTA 8	00:01:xx.xx
40	2.060	0.760		 	00:03:xx.xx
80	velocidad proxima referencia	XVI° GRAN PREMIO ARGENTINO HISTORICO			PAG. N° 1

Sector Clasificadorio Nro: CONTROL ODOMETRO			ETAPA N°		
Km Totales del Sector :			1B		
Vel.	Dist. Total	Dist. Parcial	Direccion y Ubicacion de la Referencia	Referencia / Informacion	Hora de Carrera HH:MM:SS.CC
40	2.350	0.290		 PASAR BAJO PUENTE FFCC	00:03:xx.xx
40	2.650	0.300		 TOMAR RUTA 8 A PERGAMINO	00:03:xx.xx
40	3.340	0.690		 ● TOYOTA SEGUIR POR RUTA 8	00:04:xx.xx
40	4.090	0.750			00:05:xx.xx
80	6.570	2.480		 	00:07:xx.xx
80	velocidad proxima referencia	XVI° GRAN PREMIO ARGENTINO HISTORICO			PAG. N° 2

Sector Clasificadorio Nro: CONTROL ODOMETRO			ETAPA N°		
Km Totales del Sector :			1B		
Vel.	Dist. Total	Dist. Parcial	Direccion y Ubicacion de la Referencia	Referencia / Informacion	Hora de Carrera HH:MM:SS.CC
80	8.130	1.560		  ZONA URBANA	00:08:xx.xx
60	10.390 0.000	2.260 0.000		COLUMNA SOS JUNTO A KM 183 <u>ZONA CONTROL DE ODOMETRO</u>	00:15:00.00
82	<u>1.965</u>	1.965			00:16:26.25
82	<u>3.989</u>	2.024			00:17:55.12
82	<u>5.945</u>	1.956		  ZONA URBANA VIÑA	00:19:21.02
60	velocidad proxima referencia	XVI° GRAN PREMIO ARGENTINO HISTORICO			PAG. N° 3

Sector Clasificador Nro: CONTROL ODOMETRO					ETAPA N°
Km Totales del Sector :					1B
Vel.	Dist. Total	Dist. Parcial	Direccion y Ubicacion de la Referencia	Referencia / Informacion	Hora de Carrera HH:MM:SS.CC
60	<u>7.863</u>	1.918			00:21:16.10
84	<u>9.831</u>	1.968			00:22:40.44
84	<u>11.835</u>	2.004			00:24:06.33
84	<u>13.842</u>	2.007			00:25:32.32
84	<u>16.852</u>	3.010		COLUMNA SOS FRENTE KM. 200	00:27:41.31
86	velocidad proxima referencia	XVI° GRAN PREMIO ARGENTINO HISTORICO			PAG. N° 4

Sector Clasificadorio Nro: CONTROL ODOMETRO			ETAPA N°		
Km Totales del Sector :			1B		
Vel.	Dist. Total	Dist. Parcial	Direccion y Ubicacion de la Referencia	Referencia / Informacion	Hora de Carrera HH:MM:SS.CC
86	<u>18.291</u>	1.439		 DESPUES KM. 201	00:28:41.54
86	<u>20.410</u>	2.119		 DESPUES KM. 203	00:30:10.27
86	<u>21.893</u>	1.483		 <u>FIN ZONA CONTROL ODOMETRO</u>	00:31:12.34
86	23.160	1.267		  	00:32:xx.xx
60	23.900	0.740			00:32:xx.xx
85	velocidad proxima referencia	XVI° GRAN PREMIO ARGENTINO HISTORICO			PAG. N° 5